



Michigan Sport Touring Riders Report

December 2023

Editor – Heidi Nagel

Finally, Alaska! Part 2

By: Roland Knoepke

In Prince George I stayed at Grama's Inn, but I never met Grama! I arrived in Dawson Creek the next afternoon which is the start of the Alaska Hwy!



Alaska Highway start

Stayed at Charlie Lake Provincial Park just North of Fort St. John. They lock the front gates from 11:00pm till 7:am; no escape!

One of my favorite stops the next night was Double G Service near Mucho Lake BC, in beautiful mountains. A 'Log cabin' motel with a great restaurant! Downside was regular gas at \$11 per gallon!!

The next night I stayed in Teslin Yukon and met 2

couples from New Zealand. It was about this time I started to run into long stretches of gravel; glad it was mostly dry. Because I had a short day to Whitehorse, I took a diversion to Carcross on 8 and then back up on 2. A beautiful lake was there to surprise me! I call this my calendar shot.



Calendar shot

I met a couple from Mexico the next day and rode with them across the Alaska border to Tok. There was numerous wildlife along the way, but mostly in the Yukon. Besides bison, there were moose, wolves, caribou, cougar and numerous bear!



Bison and calf

I booked 2 days in Fairbanks which gave me time to rest, do laundry and have service done on the GS.

Heading down The Parks Hwy 3 past Denali which was unseen because of clouds and rain. Stayed at a cabin near Talkeetna which was quaint and thankfully dry. In the morning something ran into the back of the cabin. It was a full-grown Moose!!



Full Grown Moose!

I'll jump ahead to Homer on the Kenai Peninsula. Wish I had planned for a few more days in that area. Sandhill cranes lived behind the BnB where I stayed.



Beautiful views near Homer

Thursday June 22nd was the beginning of my return trip. I back tracked some to head over to the Cassiar, Hwy 37 which I highly recommend either going North or South!

My Favorite camping spot was Otter Lake Prov. Park near Princeton, BC. The wildlife calls at night were amazingly peaceful.

Once back in the States, I just 'high-tailed' it home. I'd seen so much beauty already.

The top 3 things I learned along the way were: 1, If there's gas available, fuel up! 2, if there's a restaurant and you're hungry, stop and eat. 3, and if there's a 'place' to use a restroom, do so!! To be used in the future.

Connected!

By: Ian Orr

When I first began riding motorcycles a half century ago (ouch!), staying connected to fellow motorcyclists was entirely based on hand signals. Like many of you I taught myself the basic hand movements first; left-turn, right-turn and stopping. In short order, I added pointing at the gas tank (stop soon), pointing at the crotch (stop real soon!) and tapping the top of your helmet, palm down (slow down, police around).

There were many, many more hand signals to learn, but fortunately technology slowly began to intercede. First came FRS (Family Radio System) communicators and hand-held GPS devices clipped onto handlebars. Then came Bluetooth communicators, cellphones and multi-function GPS devices. Nowadays, if you so choose, you

can become just as “connected” on your motorcycle as you are inside your car. Well, to be blunt, I’ve made my choice. I’m going for fully connected!



“Connected”

What is shown in the picture is most of the current state of my fully connected motorcycle. The one piece that’s not shown is the helmet-mounted communicator. Honestly, that part really doesn’t matter, as long as you select the latest Cardo or Sena Mesh & Bluetooth system to take the signals from the other devices and pipe them into the helmet speakers. In summary, following are the connected devices you can see:

- Android cellphone is Bluetoothed to channel 1 of my Cardo Packtalk Edge
- Zumo XT is Bluetoothed to channel 2 of my Cardo Packtalk Edge
- Android cellphone is Bluetoothed to the Zumo XT
- Uniden R4 radar detector w/built-in GPS is Bluetoothed to my android cellphone
- Highway Radar app is running on the android cellphone. Highway Radar is like Waze on steroids

Based on all of the above connected devices:

- I can connect with up to 14 Cardo communicators using Cardo’s proprietary Mesh system. Cardo uses voice-based commands to simplify using their device. I can listen to music from my phone, from Sirius or from a built-in FM radio
- I can enable Bluetooth connections to other manufacturer’s communicators
- I can make and receive cellphone calls to and from others on channel 1 of my Cardo
- I get GPS turn-by-turn directions on channel 2 of my Cardo and can follow the route (aka the purple line) shown on the GPS screen
- With the Highway Radar app I immediately see radar alerts on my android cellphone screen – they flash different colors based on proximity. I also get proximity alerts for airborne policing like planes and

helicopters. The radar frequency signals come from the Uniden R4 radar detector but the radar proximity and airborne alerts are from the Highway Radar app based on the Uniden’s GPS location

- I get audible radar alerts and voice announcements from the Uniden R4 through channel 1 of my Cardo. These have about a ½ second delay so they’re not ideal for I/O (Instant On) radar. For I/O radar you could plug an LED warning device (from Marc Parnes) to become more “connected”

Of course, it’s entirely up to you as to how connected you want to be. Keep in mind a single speeding ticket, and the commensurate insurance hikes (since they’ll apply to all your vehicles) could be several times more than the cost of all these connected devices.

Am I advocating speeding and law breaking? Of course not! But as we all know, a single, first gear romp up to anywhere near redline on a modern motorcycle, if done in the vicinity of a policeman with a radar gun, is all it takes to run afoul of every speed limit law in the country.

Feel free to reach out if you’re interested in becoming similarly connected. Most of what’s shown is straightforward but enabling and using the Highway Radar app (or the iPhone equivalent) requires joining a radar forum and downloading a plugin.

A special thanks to Roland Knoepke, and Ian Orr for the articles featured this month.

Remember: All published articles earn entry into the year-end newsletter drawing AND your fellow members and the newsletter editor will appreciate your articles. You will also earn points toward the **2023 MOTY Awards!**

MSTR Heads Up



Here are some of the upcoming local events and meetings. If you know of a local motorcycle event in Michigan or Ontario that MSTR members might be interested in, send Ian Orr an e-mail to

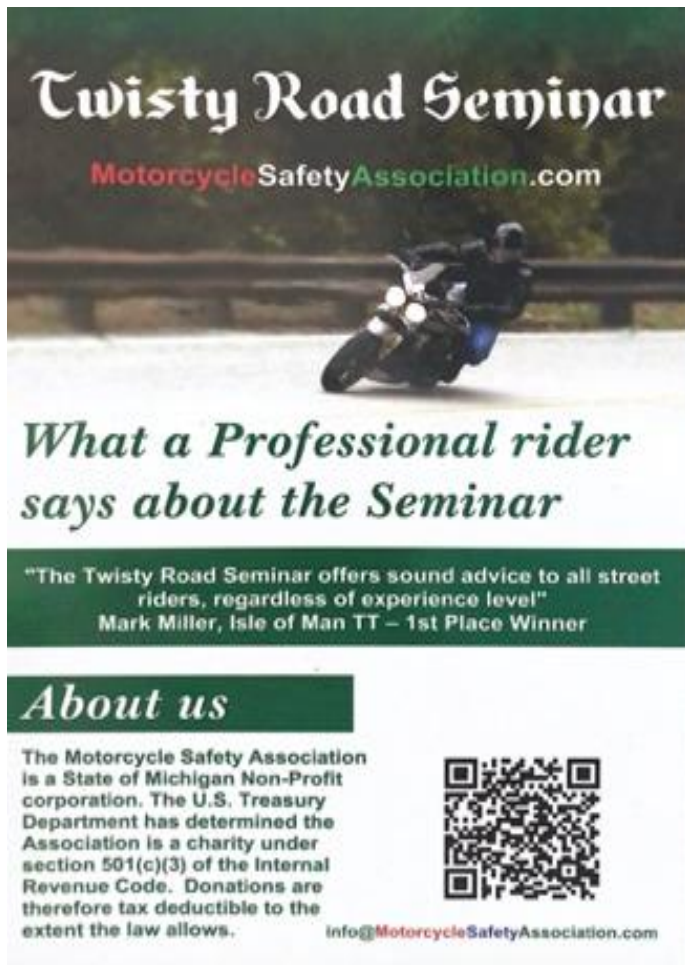
Ridership@mstriders.com with the details.

MSTR East Breakfast Meetings

Our next east side breakfast meeting is **Saturday, December 16, 2023, at 9:00 am at Senate Coney Island, 34359 Plymouth Road, Livonia, MI 48150.**

MSTR West Lunch Meetings

Our next west side lunch meeting is **Saturday, January 13, 2024, at 11:00 am at the Alibi Bar & Grill, 1394 East Riverside Dr., Ionia, MI 48846.**



Twisty Road Seminar
MotorcycleSafetyAssociation.com


What a Professional rider says about the Seminar

"The Twisty Road Seminar offers sound advice to all street riders, regardless of experience level"
Mark Miller, Isle of Man TT – 1st Place Winner

About us

The Motorcycle Safety Association is a State of Michigan Non-Profit corporation. The U.S. Treasury Department has determined the Association is a charity under section 501(c)(3) of the Internal Revenue Code. Donations are therefore tax deductible to the extent the law allows.

info@MotorcycleSafetyAssociation.com



Scan the above QR code with your smartphone to learn more about the Twisty Road Seminar.

MSTR Upcoming Rides

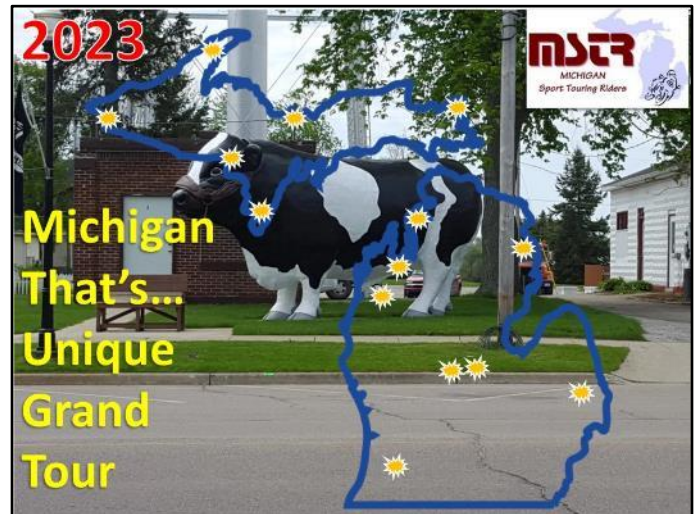
For a full list of MSTR 2024 events, please check the MSTR website (www.mstriders.com) and go to the **Events** page. If you are interested in volunteering, please send an email to the address above.

Note: MSTRider membership is required to attend an

MSTR riding event. We will not be able to add your name to an event sign-up list unless you are a current MSTRider or until your New MSTRider Form or MSTRider Renewal form and fee are received. Go to www.mstriders.com, then navigate to the Resources page and scroll down to the **New MSTRider Form** or the **MSTRider Renewal Form**.

2023 Michigan That's ... Unique Grand Tour

The theme this year is unique things to see in Michigan!



It will once again take you all over the lower peninsula and the upper peninsula, to give you a good chance to enjoy some of the things that Michigan has to offer. As in the past, this is an event to do at your own pace, on your own schedule, alone or with one or more friends. You can visit as many of the checkpoints as your time and energy permit. When visiting a checkpoint, you will simply take a photo of your motorcycle with the Grand Tour sign and the checkpoint behind as shown in the photo, and then send your photos to me for proof of your visit.

Basically, the grand tour is simply 14 destinations, and an excuse to get out on your motorcycle and ride around our great lake state. If you think you might like to participate but don't know if you will find the time to do all 14 checkpoints, sign up to receive the information packet anyway. There's no obligation to visit any checkpoints, just a lot of great places to go and things to see if you do.

At the end of the year, we'll tally up the results, and give awards at the MOTY banquet to participants who completed the grand tour.

The grand tour will run **until December 31! (Note the date extension!)** If you would like to do the 2023

Michigan That's... Unique Grand Tour, you can sign up at any meeting, or send an email to keithmdanielson@gmail.com, and I'll send the information out.

2023 Michigan MSTR MOTY Banquet

The 2023 MSTR MOTY Banquet will be held as follows:

Zerbo's Market & Bistro
3000 E. West Maple Road, Commerce Twp 48390
Saturday, February 10th
Meet & Greet: 5 – 6 PM
Dinner Service: 6 PM
MOTY Awards Presentation: 7:30 PM
Annual Meeting w/Officer Elections: 8:30 PM

Banquet reservation forms will be available at the upcoming East and West meetings. They can also be downloaded by selecting the link in the meeting announcement emails sent prior to the meetings.

MSTR Newsletter and Website

The MSTR Newsletter and Website (www.mstriders.com/) belong to you, the riders. They both can only be as good and as interesting as you make them. If you have something to say about a ride, your bike, perhaps a trip you are planning, whatever, send it in for the newsletter and/or website to: Heidi Nagel, heidijn@gmail.com.

MSTR Dealer Members

BMW Motorcycles of SE Michigan
www.bmwmcsem.com/

BMW of Grand Rapids
www.bmwmcgr.com/

Ducati Detroit
www.ducatidetroit.com/

College Bike Shop
www.collegebikeshop.com/

-Honda Suzuki of Warren
www.hondasuzukiofwarren.com

BMW Detroit
www.bmwdetroit.com

MSTR Photo Gallery

The MSTR maintains a Smug Mug photo gallery (<https://mstriders.smugmug.com/>) to allow riders to upload and download pictures of various club events. Upload and download passwords are sent out to participants for each event. Click on the above link or visit the MSTR website and select the MSTR Photo Gallery link to check out all the event pictures.



2022 MOTYs & ROTYs



Please patronize the following businesses owned by your fellow MSTR Members and Dealers whenever possible.

Chip Ashton

CJ'S HEAD & HOLE SHOP

Head & Boring Service for 2 & 4 cycle engines

248-683-6344

1140 Shady Lane ♦ Waterford, MI 48327

BellaCorse

SEL-MOTION MOTORSPORTS MARKETING
POB 760403, LATHRUP VILLAGE, MI 48076
TEL: 248.569.2850 FAX: 309.422.2407
www.bellacorse.com



MICHAEL SELMAN
sales@bellacorse.com

1-248-853-4333

Glenn V Brechner Welding, Inc.

303 S. Grey Rd
Auburn Hills, MI 48326

web site www.mywelder.net e-mail gvtbweldinginc@aol.com

"metal welded or brazed repair or production"

OZONE BIKE WORKS

Dave "O" Ostaszewski
State Certified Master Motorcycle Mechanic
We service all makes, models, foreign and domestic.

Union Lake, MI • 313.663.2836
daveo@ozonebikeworks.com • ozonebikeworks.com

OUR COMPLETE LIST OF PERSONALIZED SERVICES

- Mechanical repair and maintenance of all brands
- Cylinder boring and valve-jobs
- Carburetor cleaning, restoration and synchronizing
- Plastic and metal repair
- OEM, powder coating, replica and custom painting
- Accessory installations (GPS, electrical, lights, exhaust and suspension)
- Tire changing and disposal
- Free pick-up and delivery within 20 miles
- Servicing sport, dirt, touring and cruiser bikes.



SUZUKI HONDA
30822 Ryan Rd Warren MI 48092, Just South of 13 Mile
Parts/Sales info@hondasuzukiofwarren.com Service
(586)751-1200 www.hondasuzukiofwarren.com (586)751-1010



BMW
MOTORCYCLES
SOUTHEAST MICHIGAN

WWW.BMWMOTOMICHIGAN.COM
734.453.0500
PLYMOUTH, MI

Get a GRIP!

PETE MEYER

HAMMERGRIPS
CUSTOM CUT TANK GRIPS

bighammer@chartermi.net

(231) 499-7935

1800 Nelson Rd.
Traverse City, MI 49686





BMW Motorcycles
of Grand Rapids

Andrea Chappell
General Manager

5995 S Division
Grand Rapids, MI 49548
P 616-530-6900
F 616-530-8421
andrea.kamp@bmwmcgr.com
www.bmwmcgr.com



DUCATI DETROIT 248.792.8999

MICHIGAN'S EXCLUSIVE DUCATI DEALER

33828 Woodward Ave
Birmingham, MI 48009 | DucatiDetroit.com



2WheelMax

Max Durling
Owner
810-626-8139

Motorcycle tire mounting and balancing
Pick up and delivery available



1301 S. Rochester Rd., Suite B, Rochester Hills, MI 48307
www.bmwdetroit.com (248) 402-4010

everyday
ediblesTM
home-created meals made to order

Carol Zimmerman
313-320-6962
carol@everyday-edibles.com
Canton, MI 48188
www.everyday-edibles.com
Your Every Occasion Caterer